



**Guía Visual Coollogger 2018**  
**Blue & Black versions**

 **Coollogger**  
Registrador de temperatura



# Turn On

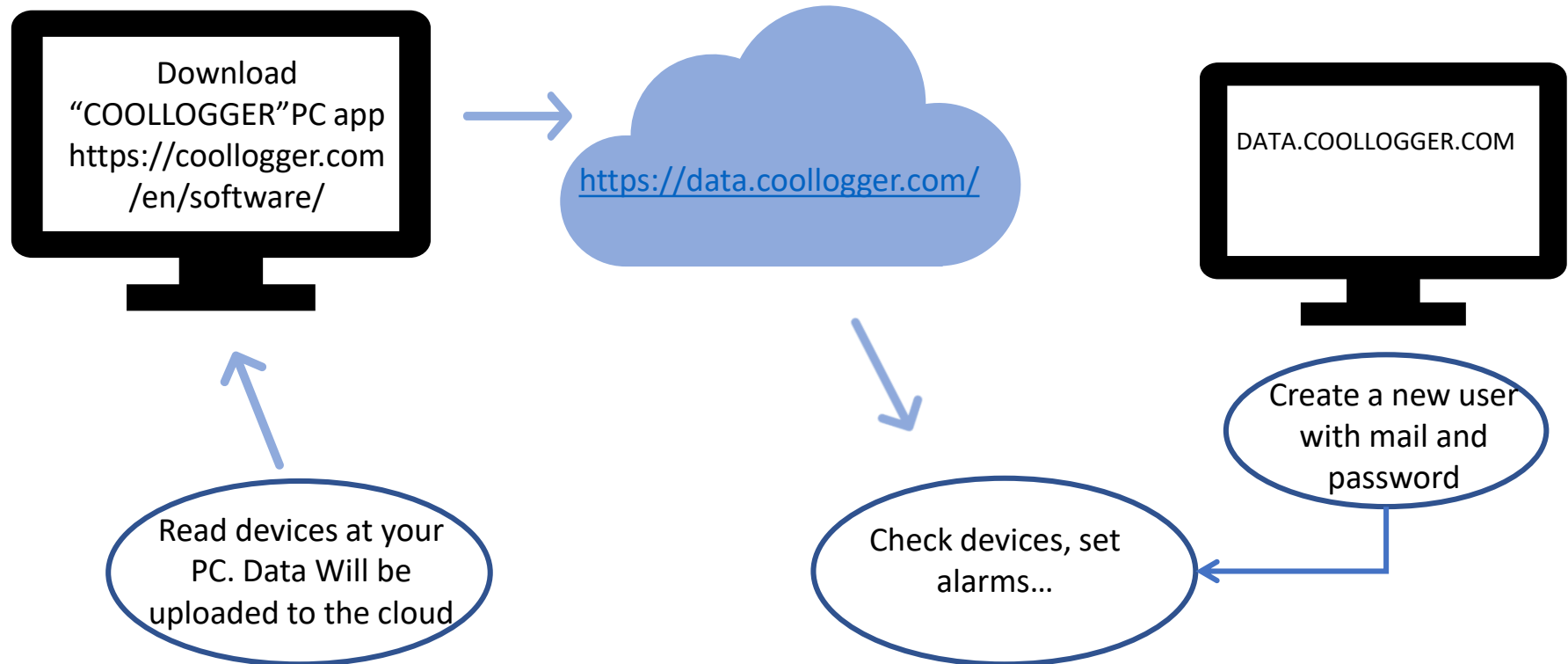
- Press the Start Button for at least 7 seconds; Green light will appear.
- If you have selected a Delay period, Green and Red lights will flicker
- After that period, lights will turn off and the device will be recording.



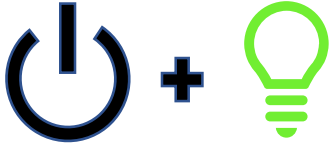

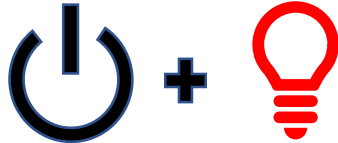



# Turn Off

- Press the Start button for at least 10 seconds. A red light will appear.
- You can also turn off the device by connecting it to your PC
- As an extra security measure, devices can not be stopped during 60 minutes after start.


# PC application and Cloud





# Light Codes


 <p><b>Green Light when pressing Start, device is recording</b></p>	 <p><b>Red and Green flickering, device has been activated but it is not recording</b></p>	 <p><b>Red light when pressing Start, device is stopped</b></p>
 <p><b>Green and Red light for 2 seconds when pressing Start, device is full</b></p>	 <p><b>No Light when pressing Start, device has no battery</b></p>	 <p><b>Red light Will appear when connected to PC</b></p>


# Manage data at data.coollogger.com

ES FR EN PLIñigo Arccos


SEARCH BY ID


MY DATA

DEVICE MANAGEMENT

CLOSE SESSION

## Search by device ID



SEARCH BY DEVICE ID

# User preferences, alarms and data base

The screenshot shows the Coollogger web application interface. The top navigation bar includes the Coollogger logo, a 'SEARCH BY ID' button, a 'MY DATA' button (circled in green), a 'DEVICE MANAGEMENT' button, and a 'CLOSE SESSION' button. Below the navigation bar, the breadcrumb 'Home / My data' is visible. The main content area is titled 'My data' and contains three panels: 'My account settings', 'Settings', and 'Data customize'. A green circle highlights the 'MY DATA' button in the top bar, with three green arrows pointing from it to the 'My account settings', 'Settings', and 'Data customize' panels. Another green circle highlights an 'UPDATE' button in the top right corner of the 'Data customize' panel.

**Coollogger**

SEARCH BY ID

MY DATA

DEVICE MANAGEMENT

CLOSE SESSION

Home / My data

## My data

### My account settings

Name	Iñigo Arccos
Email	<a href="mailto:inigo.alonso@arccos.es">inigo.alonso@arccos.es</a>
Registration date	09/03/2017
Address	

### Settings

Emails for alerts	
Report data download	No
Alert Generation Schedule	
Alert Free Period After Activating The Device	
Time in which temperature is out of temperature range and generates alarm	
Notification	No
Notification	Yes (60 °C)
Light detection notification	No
Minimal exposure to activate	
Remaining Days Alert	No
Remaining days	

### Data customize

Unit of temperature	°C
Field name 1	NAME
Field name 2	PORT OF ORIGIN
Field name 3	PORT OF DESTINATION
Field name 4	CONTAINER NUMBER
Field name 5	QUALITY RESPONSIBLE
Field name 6	WEEK
Field name 7	CUSTOMER

UPDATE

# Check devices and sort by any desired field



SEARCH BY ID



MY DATA



DEVICE  
MANAGEMENT



CLOSE  
SESSION

[Home](#) / Device management

## Device management



DEVICE MAP




NEW DEVICE


Showing 1-20 of 31 items.


Device ID	NAME	Usage start date	Usage end date	Temp. maximum last	Temp. medium last	Temp. minimum last	PORT OF ORIGIN	PORT OF DESTINATION	CONTAINER NUMBER	QUALITY RESPONSIBLE	WEEK	CUSTOMER	
100000733		15/03/2017 11:51	15/08/2017 15:23	33,06 °C	23,29 °C	18,44 °C							
100001220		27/07/2017 20:01	11/08/2017 06:21	34 °C	27,74 °C	21,88 °C	Vietnam						
100001344		08/05/2017 08:11	05/08/2017 13:20	37,44 °C	32,45 °C	25,81 °C							
100001247		12/06/2017 06:26	28/07/2017 11:44	26,38 °C	23,73 °C	19,69 °C							
100001336		24/03/2017 09:11	27/07/2017 13:54	33,19 °C	25,33 °C	21,50 °C							
100001230	Davao	27/06/2017 04:36	26/07/2017 06:30	27,75 °C	16,39 °C	13,25 °C	Davao	singapore					
100000731		20/03/2017 07:35	24/07/2017 08:27	34,13 °C	27,29 °C	24,31 °C							
100000611	I?igo	02/03/2017	19/07/2017	23,38 °C	23,38 °C	23,38 °C	Mungia						





# Check records from any particular device



 SEARCH BY ID

 MY DATA

 DEVICE MANAGEMENT

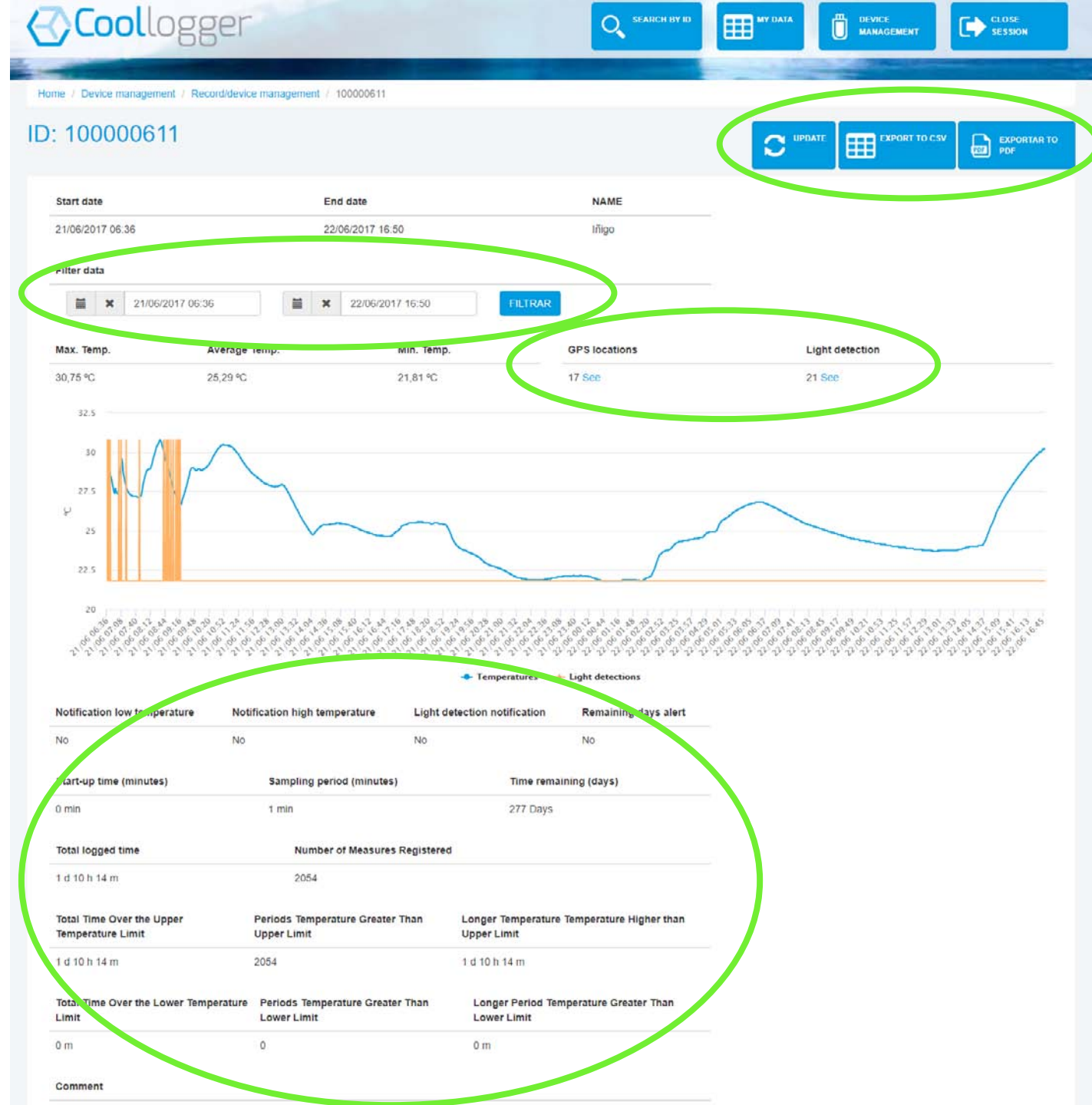
 CLOSE SESSION

Home / Device management / Record/device management

Record/device management

Delete

Manage any record from any particular device (Black version)



# PC application: download data, configure sampling period and delay period

Coollogger

FileTemperature AlarmsPending data transmissionsLanguageHelp

Coollogger

Current configuration:

Start-up time (minutes):-

Sampling period (minutes):-

Time remaining (days):-

Load Device

Pending data transmissions:0

Start Date:-

End Date:-

Total time recorded:-

Total Time above High Temperature Limit:-

Periods Above High Temperature Limit:-

Longest period Above High Temperature Limit:-

Start-up time (minutes):-

Sampling period (minutes):-

Number of measures:-

Total Time Below Low Temperature Limit:-

Periods Below Low Temperature Limit:-

Longest period Below Low Temperature Limit:-

PDF

Configure



Arctic Sea, S.L.

Camino de San Lorenzo, 10 (48100 Mungia - Spain)

[info@coollogger.com](mailto:info@coollogger.com)

+34 94 644 04 44